



ATP102 BLE Internal TPMS

The ATP102 built-in tire pressure monitoring sensor, paired with Queclink's tracking devices, allows for real-time tire pressure and tire temperature monitoring, and real-time alerts of abnormal tire pressure. The data collected by the ATP102 is transmitted to Queclink's tracking device via BLE, and then uploaded to the backend server.

The ATP102 built-in tire pressure monitoring sensor features large battery capacity, long standby time, accurate tire pressure measurement and built-in installation to avoid damage.

It can be used on SUV, minibus, pickup, golf carts, motorcycle, small campers, etc.



FEATURES


- Internal Tire Pressure
- BLE connect
- Real-time alerts of abnormal tire pressure
- Tire temperature monitoring
- Low battery alert
- Replaceable battery

SPECIFICATIONS

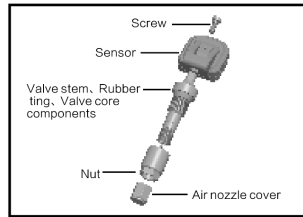
Operating Voltage	2.3V~3.6V
Operating Humidity	95 % MAX
Operating Temperature	-40°C to 105 °C
Storage Temperature	-40°C to 125 °C
Pressure Monitoring Range	0~92 psi (0~640 KPa)
Temperature Monitoring Range	-40°C to 85 °C
Temperature reading tolerance	± 1°C
Operating Frequency	2.4GHz band
RF Transmitter Power	8dBm MAX
Average Idle current	< 3.0uA at DC 3V (1 hour)
Average running current	< 30uA at DC 3V
Peak transmitter current	<9mA at DC 3V
Battery life	Estimated 4~6 years
Normal Battery Capacity	CR2050HR HBB-T66, DC 3V, 350mAh
Size	80mm*26.8mm*22.5mm

*Note: This accessory can only be used on small vehicles, not for trailers and trucks.


PROCEDURES OF INSTALLATION



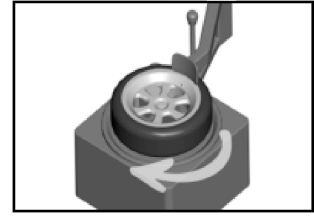
Outer image of built-in sensor




Decomposition diagram of built-in sensor




Loosen the tire



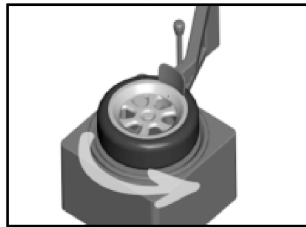
Remove the tire from car wheel



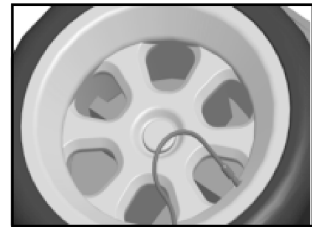
Remove the original tire nozzle with pliers



Place the valve rod into the valve hole, tighten the nut with a socket wrench of 4N*m, and tighten the screw with 3N*m.



Installing tires



Re-inflating the tires